


1. Google search "Transpose extension"



2. Find appropriate link (Should look something like below)

<https://chrome.google.com> > transpose-▲▼-pitch-▶-spee ⋮

Transpose pitch speed loop for videos

Pitch shifter, speed changer and looper for online videos like YouTube. Musician's toolbox for practicing and rehearsing.


3. Click the link
4. Add it to Chrome (click "add to Chrome")

[Home](#) > [Extensions](#) > [Transpose ▲▼ pitch ▶ speed ▶ loop for videos](#)

 **Transpose ▲▼ pitch ▶ speed ▶ loop for videos** [Add to Chrome](#)

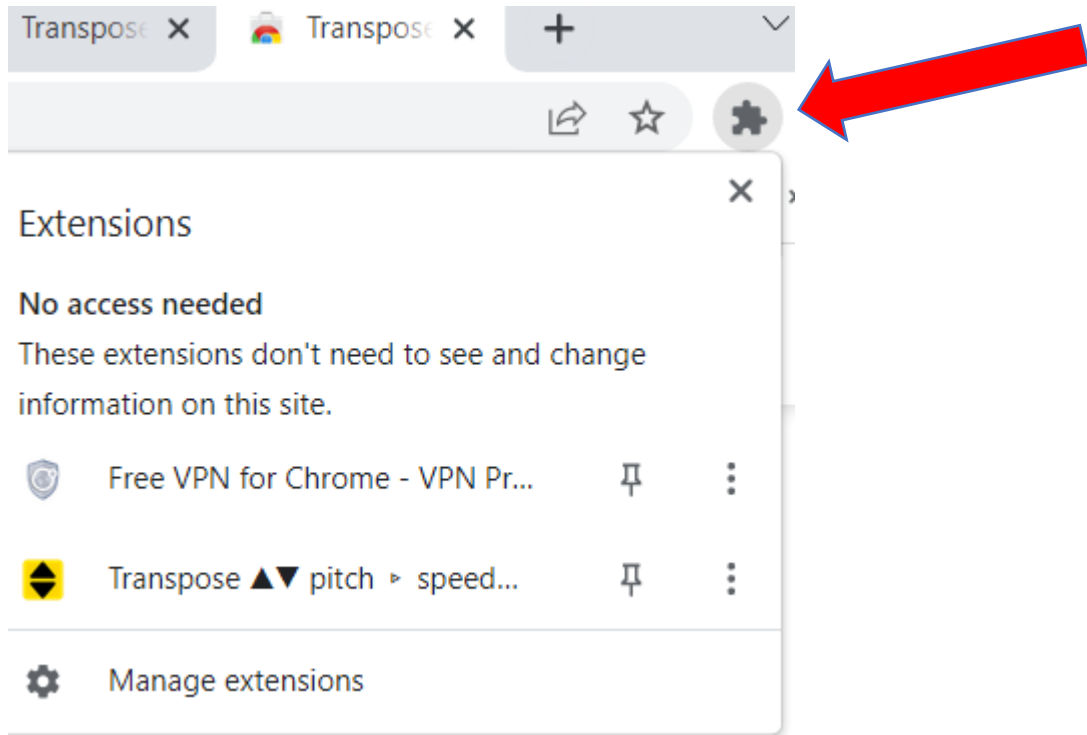
[transpose.video](#) [Featured](#)

5. Click "Add Extension"

 Add "Transpose ▲▼ pitch ▶ speed ▶ loop for videos"?


[Add extension](#) [Cancel](#)

6. Click the button below to install



7. Install it

This extension allows you to change the pitch and/or the tempo of any video recording. It also allows you to make a loop, so that you can practice a section of the video, say a piece, over and over again without needing to press any more keys between each time you repeat.



If you don't use Google Chrome, Here's an article which explores other options [Top 7 Video Speed Controller Extensions for Chrome/Firefox/Safari](#)

